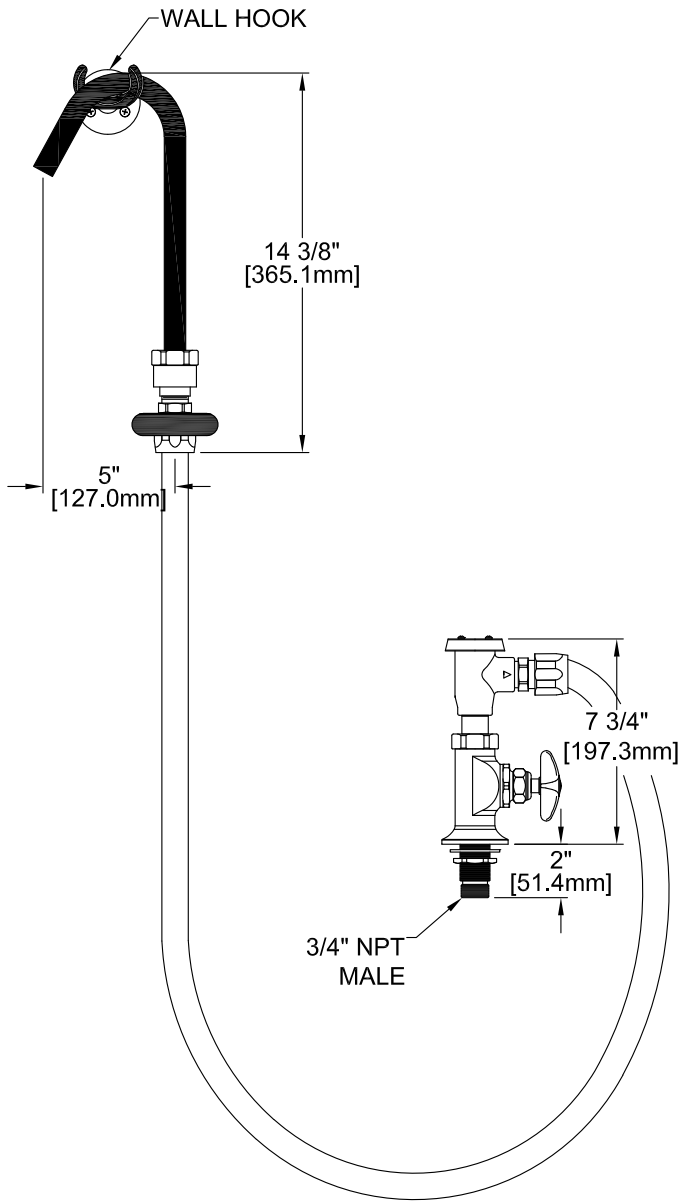


Customer/Wholesaler:	Date:	Job Name:	Model Specified:	Quantity:
Contractor:		Architect/Engineer:		



MODEL:

5040 3/4 POT FILLER SVB SDXH 12SGN

OPTIONS OR MODIFICATIONS:

OTHER _____

FEATURES:

CONTROL VALVE

- * SINGLE DECK MOUNT
- * STEM - LEFT HAND
- * HOT & COLD INDEX BUTTONS
- * SWIVELING SEAT DISKS
- * STAINLESS STEEL SEATS
- * STAINLESS STEEL SEAT SCREWS
- * STAINLESS STEEL HANDLE SCREWS

HOSE

- * 72" LG. HEAT MASTER FDA NITRILE/ARAMID
- * NSF-51 (100 PSI W.P. AT 230°F) CONSTANT
- * RENEWABLE END FITTINGS & BUMPER
- * INLET - 360° SWIVEL VACUUM BREAKER
- * OUTLET - 360° SWIVEL SPOUT WITH VINYL FINISH
- * 360° SWIVEL GOOSENECK
- * NON-MARRING GOOSENECK
- * 360° SWIVEL ATMOSPHERIC VACUUM BREAKER

SYSTEM LIMITS

- * TEMP: 40°F MIN. TO 160°F MAX.
- * PRESSURE: 200 PSI MAX. STATIC
- * 29 GPM AT 80 PSI (109.1 L/min @550 KPa)

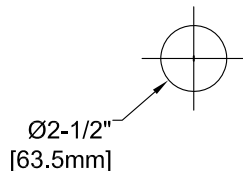
SHIPPING WEIGHT

- * 11.00 LBS

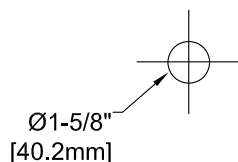
PRODUCT COMPLIANCE:

- * ASME A112.18.1 / CSA B125.1
- * NSF 61 - Section 9
- * NSF 372 (Low Lead Content)

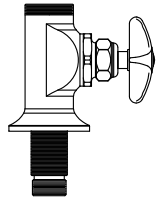
FOOTPRINT



ROUGH-IN:



Replacement Parts for Deck Mount Faucets



5000
CONTROL VALVE



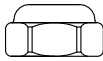
2000-7500
SCREW



2000-8000
RED BUTTON
AND
2000-8001
BLUE BUTTON



CROSS HANDLE



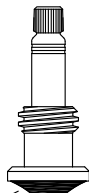
2000-3002
BIBB CAP



73657
DUCK GASKET



2000-5000
WASHER



5000-0007
RH SWIVEL
STEM

73550
SEAT WASHER

1000-7502
SCREW



73521
LUBE

3983
CROSS HANDLE KIT

5000-0010
RH SWIVEL
STEM REPAIR
KIT

73849
WASHER

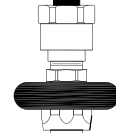
6651-9000
3/4" LOCK NUT



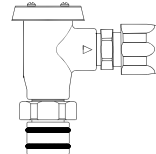
77806
12" GOOSENECK
SPOUT



2907
WALL HOOK



10480
SWIVEL ADAPTER
VACUUM BREAKER



5008-0002
3/4" POT FILLER
HOSE 72"